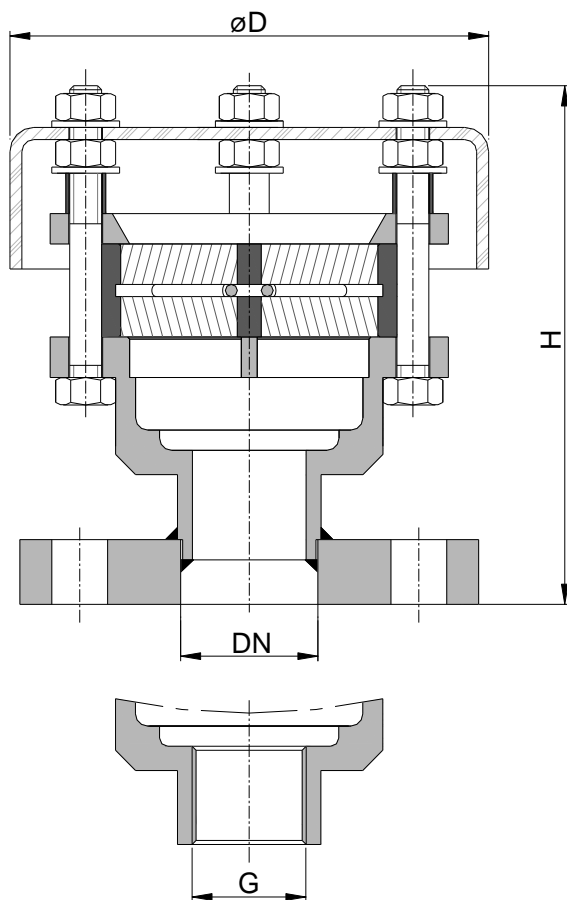
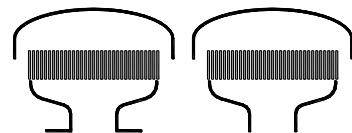


**Hooded Tank Vent**  
**KITO® AEH-4-IIA-...**  
**KITO® AEH-5-IIA-...**



*Example for order:*

**KITO® AEH-4-IIA-20**  
 (design with flange connection DN 20 PN 40)

**Type examination certificate to DIN EN ISO 16852**

**CE -designation in accordance to ATEX-Guideline 94/9/EC**

type	thread	flange	D	H (thread)	H (flange)	kg* (thread)	kg* (flange)
AEH-4-IIA-...	G ½"	DN 15 PN 40	90	96	110	0.8	1.5
	G ¾"	DN 20 PN 40				1	1.9
AEH-5-IIA-...	G 1"	DN 25 PN 40	120	112	128	1.4	2.6
	G 1 ¼"	DN 32 PN 40				2	3.6

dimensions in mm

\* weight refers to the standard design

Design subject to change

performance curves : B 0.2 N

Standard design

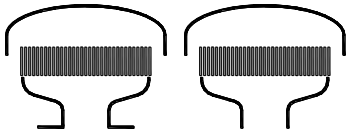
- housing : steel, stainless steel mat. no. 1.4571
- KITO® flame arrester element : completely interchangeable
- KITO® casing : stainless steel mat. no. 1.4571
- KITO® grid : stainless steel mat. no. 1.4310, 1.4571
- weather hood : PMMA
- flange connection : DIN EN 1092-1 form B1, threaded format, ANSI 150 lbs. RF

Application

As breather/venting safety device incorporating an explosion and endurance burning flame arrester element for installation on top of storage tanks, tank access covers or breather lines. The breather allows the unimpeded flow of gases out to atmosphere and air into the tank/pipe thereby preventing vacuum locks whilst ensuring provision of a permanent and reliable protection against any flashback into the tank/pipe.

**This device is not permitted to be installed in enclosed areas.**

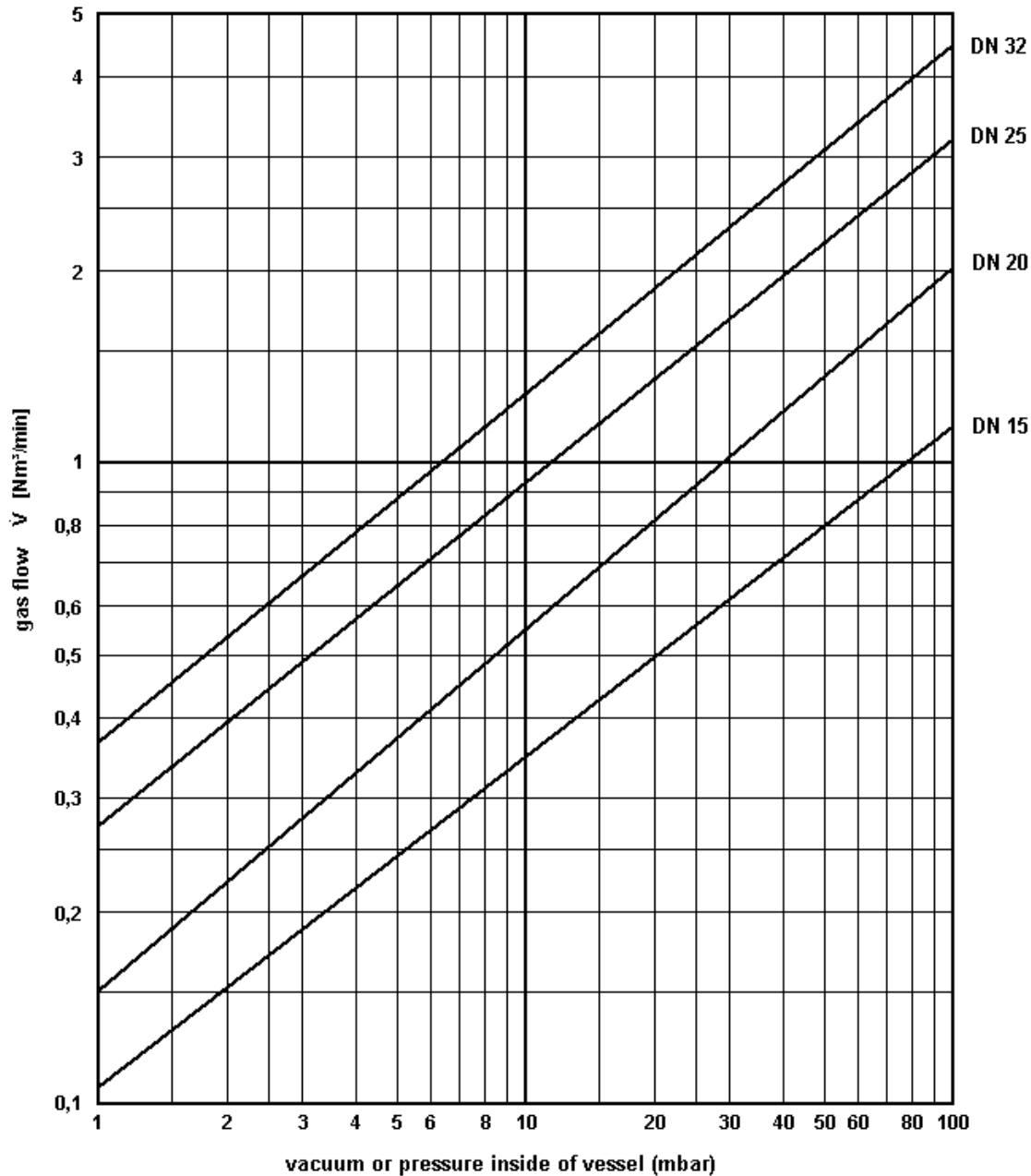
Approved for all materials of the explosion group IIA with a maximum experimental safe gap (MESG) > 0.9.



**Hooded Tank Vent**  
**KITO® AEH-4-IIA-...**  
**KITO® AEH-5-IIA-...**  
**B 2 N**

Flow capacity  $V$  based on air of a density  $\rho = 1.29 \text{ kg/m}^3$  at  $T = 273 \text{ K}$  and atmospheric pressure  $p = 1.013 \text{ mbar}$ . For other gases the flow can be approximately calculated by

$$\dot{V} = \dot{V}_b \cdot \sqrt{\frac{\rho_b}{1.29}} \quad \text{or} \quad \dot{V}_b = \dot{V} \cdot \sqrt{\frac{1.29}{\rho_b}}$$



Design subject to change